

# INSTALLATION INSTRUCTIONS

Montagehandleiding | Montageanleitung

## PV SHELTER HIGH ENERGY WALL




# PV SHELTER

BY CONDUCT



**TOOLS | GEREEDSCHAP | WERKZEUGE**



**SUPPLIES | ONDERDELEN | COMPONENTEN**



**1**

**MOUNT THE INVERTER FRAME**  
MONTEER OMVORMERFRAME  
BEFESTIG WECHSELRICHTERRAHMEN



Scan for installation instruction of the desired inverter.

Scan voor montagehandleiding van de gewenste omvormer.

Scan für Montageanleitung des gewünschten Wechselrichters.




[conduct.nl/pvshelter-high-energy-assembly](https://conduct.nl/pvshelter-high-energy-assembly)



**2**

**TURN AROUND THE FRAME AND MOUNT STRUT PLATE AND SQUARE WASHER**

DRAAI OM EN MONTEER SCHOORPLATEN EN SLUITRINGEN VIERKANT  
DREHE UM UND BEFESTIG STREBENPLATTE UND VIERKANTSCHIEBEN





**3**

**MOUNT PROFILES ON ROOF**  
MONTEER PROFIELEN OP DAK  
BEFESTIG PROFILS AUF DACH



**MOUNT ADAPTERS ON PROFILES**  
MONTEER ADAPTERS OP PROFIELEN  
BEFESTIG ADAPTERS AUF PROFILS



**4X**



60mm **4X**



0,3m **2X**



**1X**




**4X**



**2X**

**4**

**PLACE THE ROOF ON THE INVERTER FRAME**  
PLAATS DAK OP OMVORMERFRAME  
BEFESTIG DACH AUF WECHSELRICHTERRAHMEN



**4X**